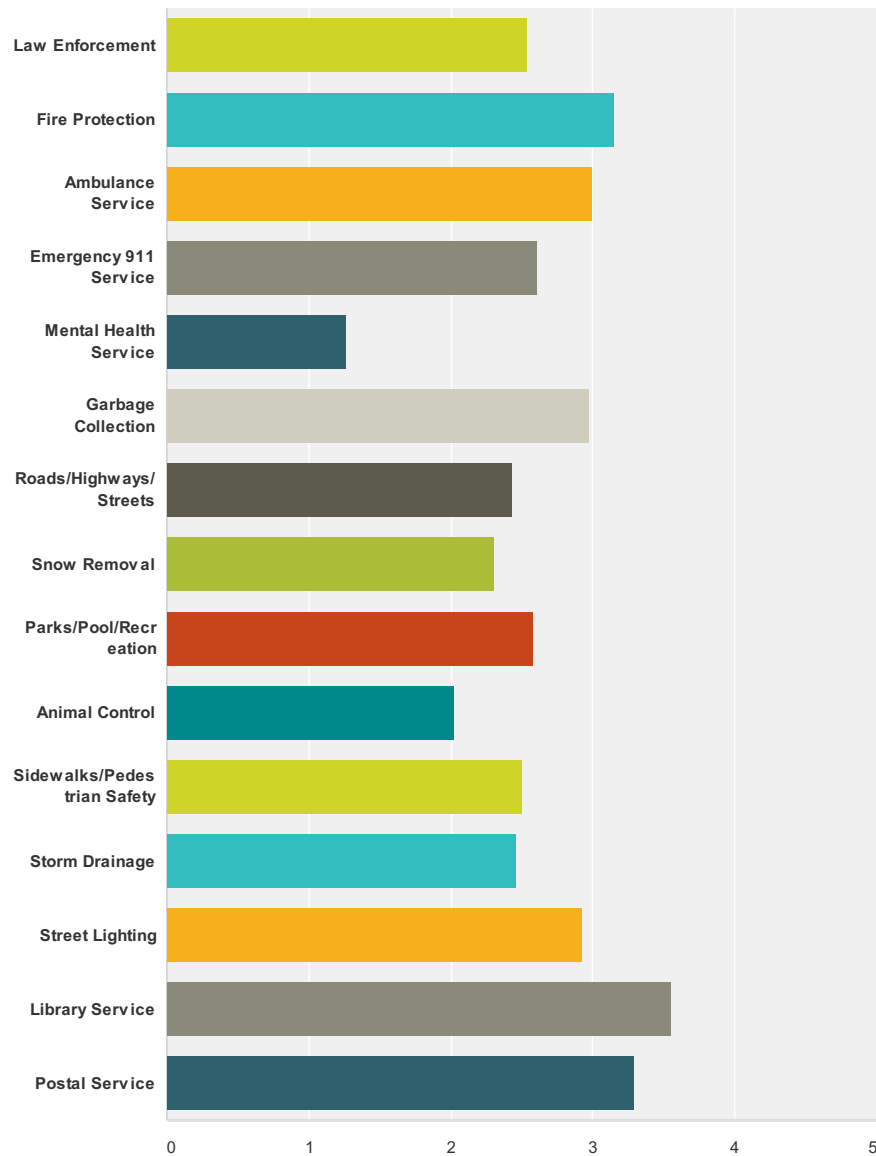


# Pawnee City Community Survey

## Q1 How would you rate each of the following services in Pawnee City?

Answered: 67 Skipped: 0



	Excellent	Good	Fair	Poor	Don't Know	Total	Average Rating
Law Enforcement	19.40% 13	34.33% 23	31.34% 21	10.45% 7	4.48% 3	67	2.54
Fire Protection	38.81% 26	49.25% 33	5.97% 4	0.00% 0	5.97% 4	67	3.15
Ambulance Service	43.94% 29	34.85% 23	9.09% 6	1.52% 1	10.61% 7	66	3.00
Emergency 911 Service	28.79% 19	31.82% 21	22.73% 15	4.55% 3	12.12% 8	66	2.61
Mental Health Service	6.15% 4	13.85% 9	26.15% 17	7.69% 5	46.15% 30	65	1.26
Garbage Collection	43.94% 29	36.36% 24	6.06% 4	1.52% 1	12.12% 8	66	2.98
Roads/Highways/Streets	11.94% 8	34.33% 23	38.81% 26	14.93% 10	0.00% 0	67	2.43
Snow Removal	15.38% 10	32.31% 21	26.15% 17	20.00% 13	6.15% 4	65	2.31
Parks/Pool/Recreation	18.18% 12	37.88% 25	33.33% 22	4.55% 3	6.06% 4	66	2.58

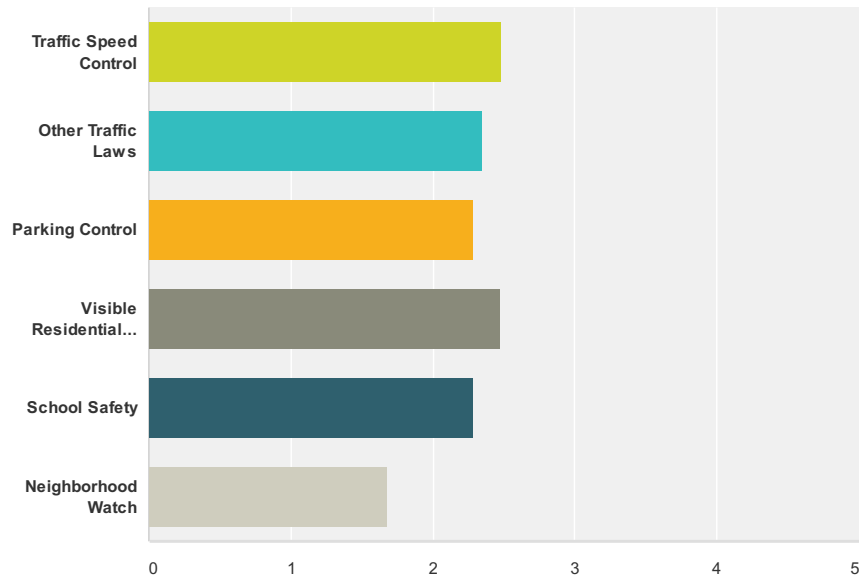
## Pawnee City Community Survey

Animal Control	<b>13.43%</b> 9	<b>29.85%</b> 20	<b>22.39%</b> 15	<b>14.93%</b> 10	<b>19.40%</b> 13	67	2.03
Sidewalks/Pedestrian Safety	<b>16.42%</b> 11	<b>35.82%</b> 24	<b>32.84%</b> 22	<b>11.94%</b> 8	<b>2.99%</b> 2	67	2.51
Storm Drainage	<b>12.31%</b> 8	<b>46.15%</b> 30	<b>26.15%</b> 17	<b>6.15%</b> 4	<b>9.23%</b> 6	65	2.46
Street Lighting	<b>21.88%</b> 14	<b>53.13%</b> 34	<b>20.31%</b> 13	<b>4.69%</b> 3	<b>0.00%</b> 0	64	2.92
Library Service	<b>69.23%</b> 45	<b>26.15%</b> 17	<b>0.00%</b> 0	<b>0.00%</b> 0	<b>4.62%</b> 3	65	3.55
Postal Service	<b>53.85%</b> 35	<b>32.31%</b> 21	<b>7.69%</b> 5	<b>1.54%</b> 1	<b>4.62%</b> 3	65	3.29

# Pawnee City Community Survey

## Q2 The Pawnee County Sheriff's Department performs a variety of services. How would you rate the effectiveness of the following?

Answered: 67 Skipped: 0

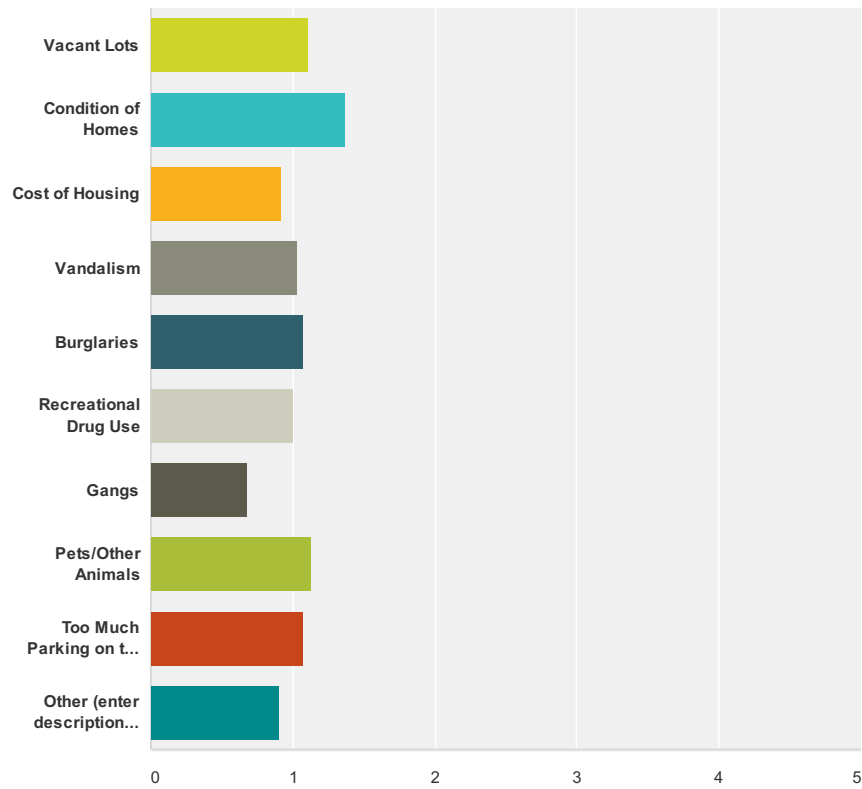


	Excellent	Good	Fair	Poor	Don't Know	Total	Average Rating
Traffic Speed Control	11.94% 8	41.79% 28	32.84% 22	8.96% 6	4.48% 3	67	2.48
Other Traffic Laws	12.12% 8	36.36% 24	34.85% 23	7.58% 5	9.09% 6	66	2.35
Parking Control	16.67% 11	30.30% 20	28.79% 19	13.64% 9	10.61% 7	66	2.29
Visible Residential Patrol	12.12% 8	45.45% 30	25.76% 17	10.61% 7	6.06% 4	66	2.47
School Safety	13.85% 9	44.62% 29	16.92% 11	6.15% 4	18.46% 12	65	2.29
Neighborhood Watch	10.77% 7	21.54% 14	23.08% 15	13.85% 9	30.77% 20	65	1.68

# Pawnee City Community Survey

## Q3 Which, if any, are problems in your neighborhood?

Answered: 64 Skipped: 3

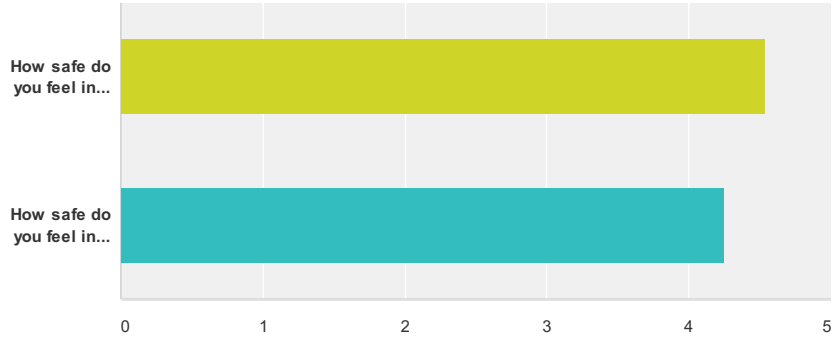


	Yes	No	Don't KNow	Total	Average Rating
Vacant Lots	26.98% 17	57.14% 36	15.87% 10	63	1.11
Condition of Homes	50.00% 30	36.67% 22	13.33% 8	60	1.37
Cost of Housing	11.67% 7	68.33% 41	20.00% 12	60	0.92
Vandalism	18.03% 11	67.21% 41	14.75% 9	61	1.03
Burglaries	20.00% 12	68.33% 41	11.67% 7	60	1.08
Recreational Drug Use	35.48% 22	29.03% 18	35.48% 22	62	1.00
Gangs	0.00% 0	67.80% 40	32.20% 19	59	0.68
Pets/Other Animals	27.78% 15	57.41% 31	14.81% 8	54	1.13
Too Much Parking on the Streets	21.67% 13	63.33% 38	15.00% 9	60	1.07
Other (enter description below)	34.78% 8	21.74% 5	43.48% 10	23	0.91

# Pawnee City Community Survey

## Q4 Choose one

Answered: 65 Skipped: 2

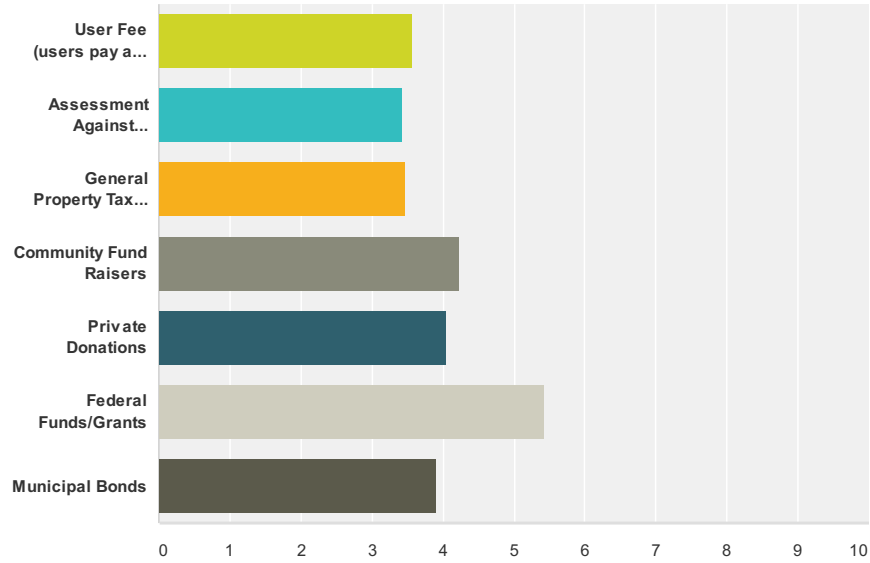


	Very Safe	Safe	Undecided	Unsafe	Very Unsafe	Total	Average Rating
How safe do you feel in your neighborhood during the day?	56.92% 37	40.00% 26	3.08% 2	0.00% 0	0.00% 0	65	4.54
How safe do you feel in your neighborhood during the night?	43.08% 28	41.54% 27	12.31% 8	3.08% 2	0.00% 0	65	4.25

# Pawnee City Community Survey

**Q5 Please rank the following methods to finance improvements in Pawnee City, with #1 being the most important. (Note: the questions will automatically reorder themselves as you respond.)**

Answered: 54 Skipped: 13

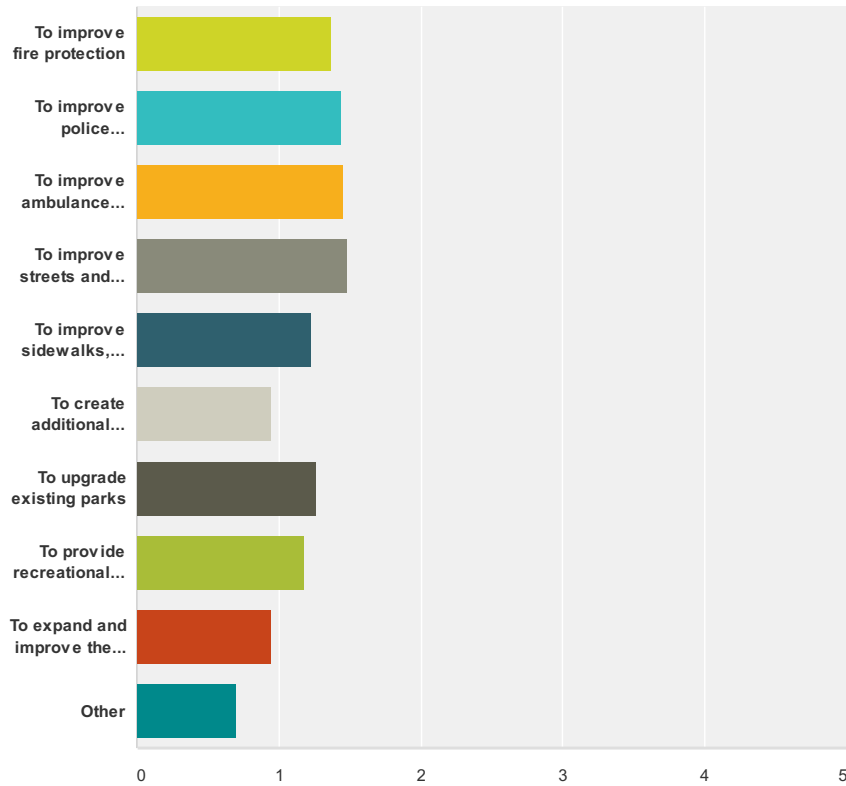


	1	2	3	4	5	6	7	Total	Average Ranking
User Fee (users pay a fee for using the service, e.g., Park Entry Fee)	7.41% 4	16.67% 9	9.26% 5	7.41% 4	25.93% 14	18.52% 10	14.81% 8	54	3.57
Assessment Against Property (often used to finance street/sidewalk repairs)	9.26% 5	12.96% 7	11.11% 6	9.26% 5	12.96% 7	24.07% 13	20.37% 11	54	3.43
General Property Tax Increases	9.26% 5	11.11% 6	12.96% 7	14.81% 8	11.11% 6	16.67% 9	24.07% 13	54	3.46
Community Fund Raisers	7.41% 4	12.96% 7	20.37% 11	29.63% 16	18.52% 10	7.41% 4	3.70% 2	54	4.24
Private Donations	9.26% 5	12.96% 7	24.07% 13	11.11% 6	20.37% 11	14.81% 8	7.41% 4	54	4.06
Federal Funds/Grants	49.06% 26	15.09% 8	9.43% 5	5.66% 3	0.00% 0	16.98% 9	3.77% 2	53	5.42
Municipal Bonds	9.26% 5	18.52% 10	12.96% 7	22.22% 12	11.11% 6	1.85% 1	24.07% 13	54	3.91

# Pawnee City Community Survey

**Q7 Below is a list of services that typically require taxes for maintenance and construction. Would you be willing to pay more taxes if you knew the money would be spent in the Pawnee City area for that particular purpose?**

Answered: 64 Skipped: 3

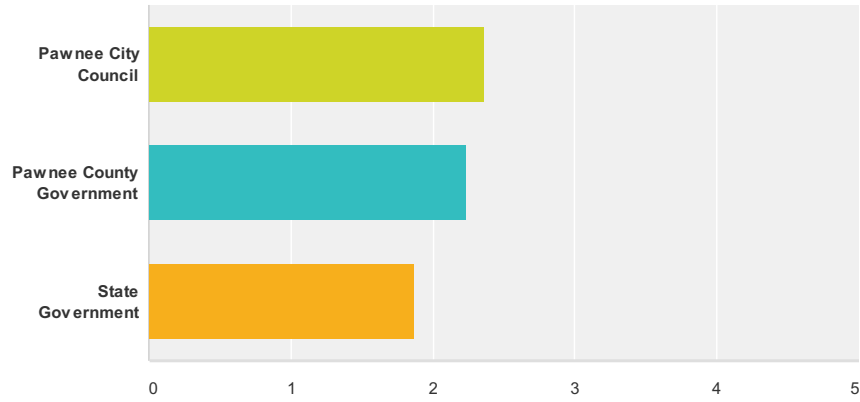


	Yes	No	Don't know	Total	Average Rating
To improve fire protection	55.93% 33	25.42% 15	18.64% 11	59	1.37
To improve police protection	59.68% 37	24.19% 15	16.13% 10	62	1.44
To improve ambulance service	58.33% 35	28.33% 17	13.33% 8	60	1.45
To improve streets and roads	61.90% 39	23.81% 15	14.29% 9	63	1.48
To improve sidewalks, curbs, and gutters	41.67% 25	40.00% 24	18.33% 11	60	1.23
To create additional parks	15.00% 9	65.00% 39	20.00% 12	60	0.95
To upgrade existing parks	48.39% 30	29.03% 18	22.58% 14	62	1.26
To provide recreational facilities	40.98% 25	36.07% 22	22.95% 14	61	1.18
To expand and improve the storm drainage	20.00% 12	55.00% 33	25.00% 15	60	0.95
Other	20.00% 2	30.00% 3	50.00% 5	10	0.70

# Pawnee City Community Survey

## Q8 How would you rate the effectiveness of each of the following in meeting Pawnee City's community needs?

Answered: 64 Skipped: 3



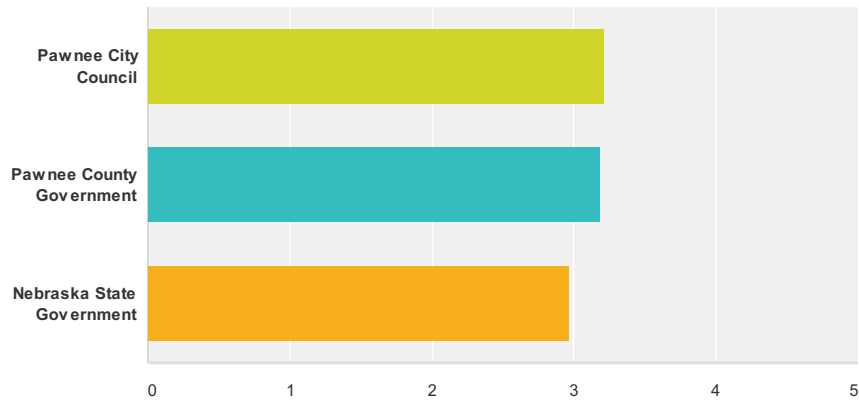
	Excellent	Good	Fair	Poor	Don't Know	Total	Average Rating
Pawnee City Council	15.63% 10	32.81% 21	32.81% 21	9.38% 6	9.38% 6	64	2.36
Pawnee County Government	1.61% 1	45.16% 28	38.71% 24	3.23% 2	11.29% 7	62	2.23
State Government	3.23% 2	22.58% 14	46.77% 29	12.90% 8	14.52% 9	62	1.87



# Pawnee City Community Survey

## Q9 Within the past 12 months, how would you rate your experience in working with the following levels of government?

Answered: 64 Skipped: 3

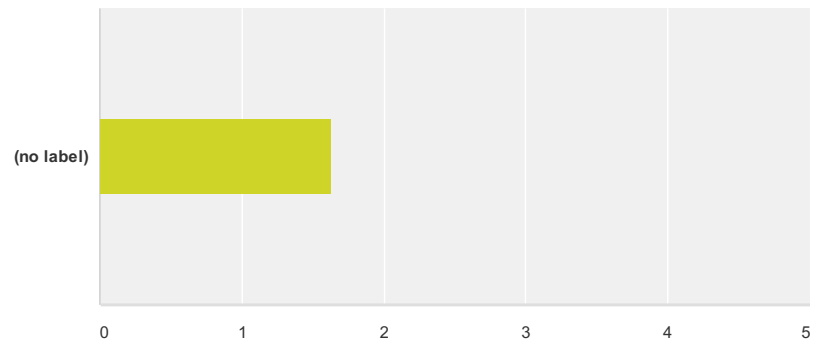


	Excellent	Good	Fair	Poor	Don't Know	N/A	Total	Average Rating
Pawnee City Council	17.19% 11	15.63% 10	26.56% 17	10.94% 7	10.94% 7	18.75% 12	64	3.21
Pawnee County Government	3.23% 2	33.87% 21	25.81% 16	6.45% 4	9.68% 6	20.97% 13	62	3.18
Nebraska State Government	3.28% 2	24.59% 15	24.59% 15	8.20% 5	13.11% 8	26.23% 16	61	2.96

# Pawnee City Community Survey

## Q10 How often do you participate in Pawnee City's recycling program?

Answered: 67 Skipped: 0

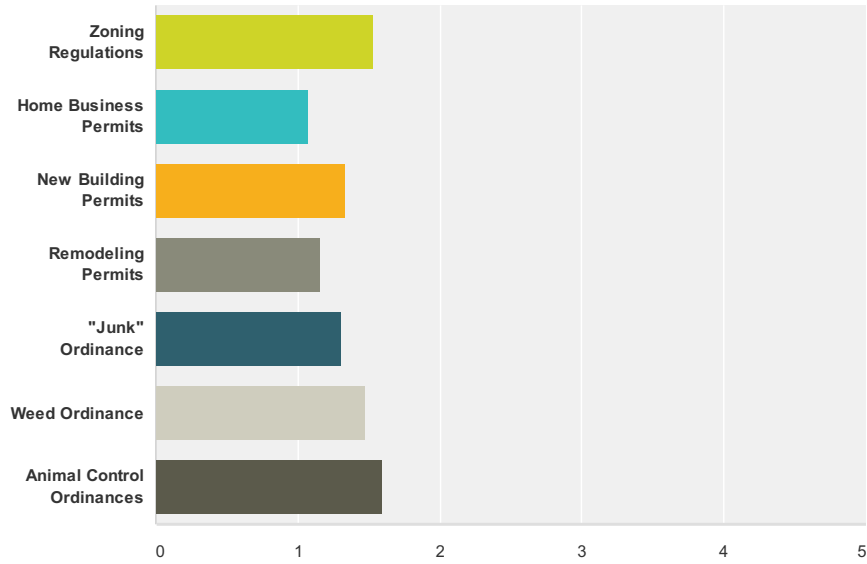


	Frequently	Occasionally	Seldom	Never	Total	Average Rating
(no label)	43.28% 29	10.45% 7	11.94% 8	34.33% 23	67	1.63

# Pawnee City Community Survey

## Q11 How would you rate the enforcement of the following in Pawnee City?

Answered: 64 Skipped: 3

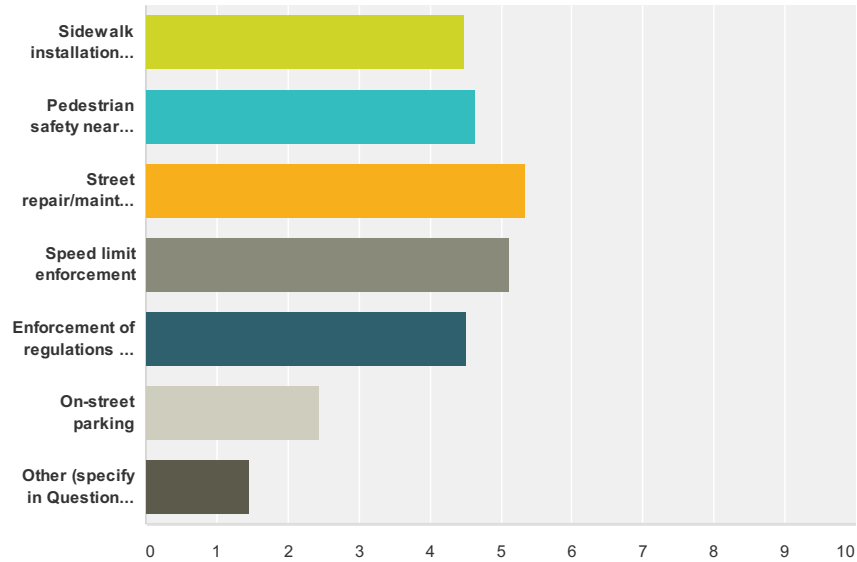


	Excellent	Good	Fair	Poor	Don't Know	Total	Average Rating
Zoning Regulations	6.45% 4	27.42% 17	16.13% 10	12.90% 8	37.10% 23	62	1.53
Home Business Permits	6.45% 4	14.52% 9	16.13% 10	6.45% 4	56.45% 35	62	1.08
New Building Permits	6.45% 4	24.19% 15	16.13% 10	3.23% 2	50.00% 31	62	1.34
Remodeling Permits	6.56% 4	19.67% 12	13.11% 8	4.92% 3	55.74% 34	61	1.16
"Junk" Ordinance	6.25% 4	9.38% 6	18.75% 12	39.06% 25	26.56% 17	64	1.30
Weed Ordinance	8.06% 5	12.90% 8	22.58% 14	30.65% 19	25.81% 16	62	1.47
Animal Control Ordinances	10.91% 6	18.18% 10	21.82% 12	18.18% 10	30.91% 17	55	1.60

# Pawnee City Community Survey

**Q12 Please rank the issues listed below in the order that you feel the Mayor and City Council should address them during the next year, with #1 being the most important. (Note: the questions will automatically reorder themselves as you respond.)**

Answered: 57 Skipped: 10

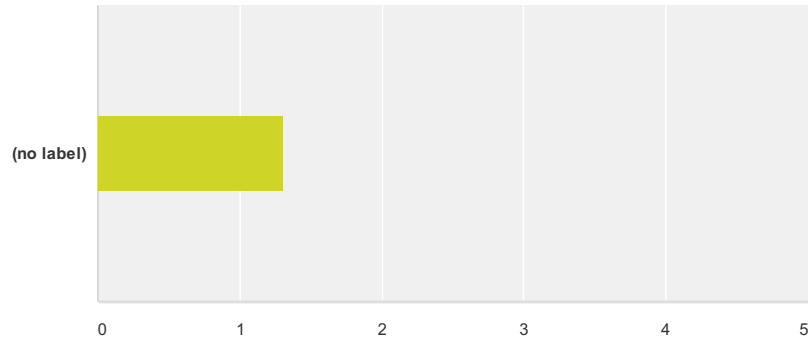


	1	2	3	4	5	6	7	Total	Average Ranking
Sidewalk installation/repair	14.04% 8	22.81% 13	14.04% 8	14.04% 8	21.05% 12	10.53% 6	3.51% 2	57	4.49
Pedestrian safety near school	14.04% 8	17.54% 10	22.81% 13	19.30% 11	15.79% 9	10.53% 6	0.00% 0	57	4.63
Street repair/maintenance	26.32% 15	21.05% 12	28.07% 16	14.04% 8	7.02% 4	3.51% 2	0.00% 0	57	5.35
Speed limit enforcement	21.05% 12	21.05% 12	19.30% 11	28.07% 16	8.77% 5	1.75% 1	0.00% 0	57	5.12
Enforcement of regulations and ordinances	19.30% 11	12.28% 7	10.53% 6	19.30% 11	35.09% 20	3.51% 2	0.00% 0	57	4.51
On-street parking	1.75% 1	3.51% 2	3.51% 2	3.51% 2	10.53% 6	70.18% 40	7.02% 4	57	2.44
Other (specify in Question #13)	3.51% 2	1.75% 1	1.75% 1	1.75% 1	1.75% 1	0.00% 0	89.47% 51	57	1.46

# Pawnee City Community Survey

## Q14 How do you typically access the Internet?

Answered: 66 Skipped: 1

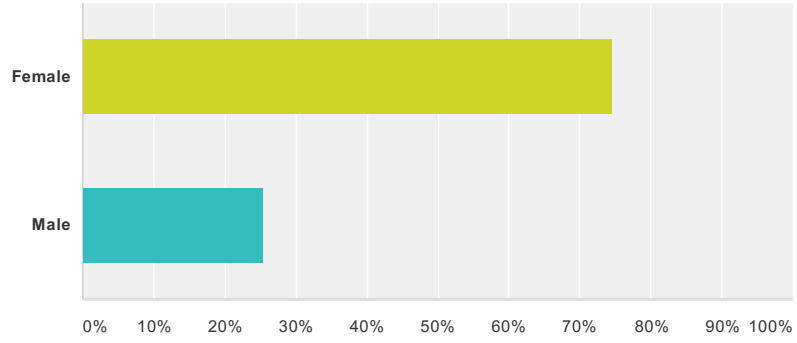


	Computer in my home	Computer at work	Computer at school	Computer at the library	Computer at the home of a friend or family member	Other (specify below)	N/A	Total	Average Rating
(no label)	69.70% 46	4.55% 3	0.00% 0	13.64% 9	0.00% 0	4.55% 3	7.58% 5	66	1.30

# Pawnee City Community Survey

## Q15 Your gender:

Answered: 63 Skipped: 4

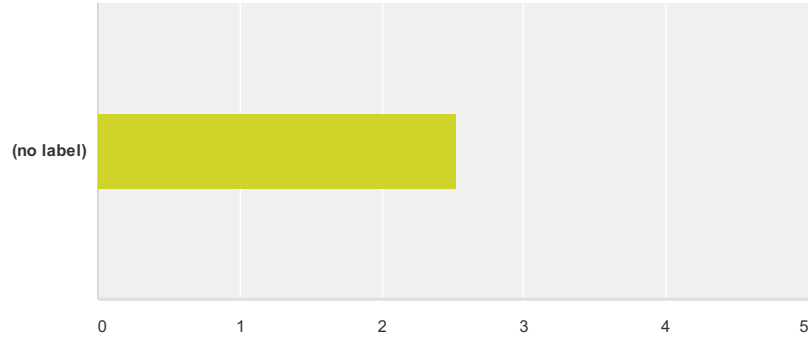


Answer Choices	Responses	
Female	74.60%	47
Male	25.40%	16
<b>Total</b>		<b>63</b>

# Pawnee City Community Survey

## Q16 Do you live in or visit Pawnee City?

Answered: 58 Skipped: 9

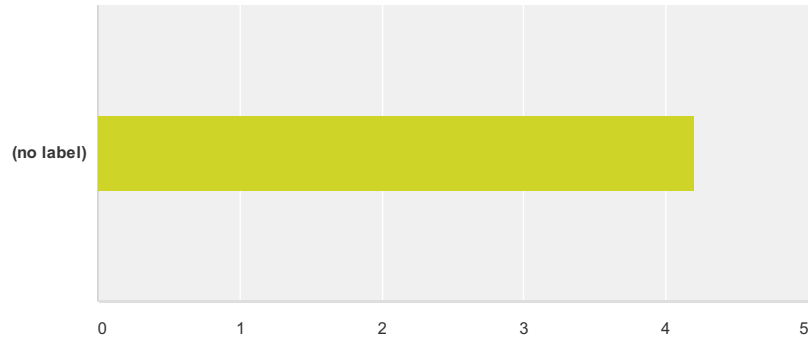


	I live in Pawnee City.	I live outside Pawnee City but visit frequently.	I live outside Pawnee City but visit occasionally.	Other (specify below)	Total	Average Rating
(no label)	63.79% 37	31.03% 18	0.00% 0	5.17% 3	58	2.53

# Pawnee City Community Survey

## Q17 If you currently live in Pawnee City, how many years have you been a resident?

Answered: 59 Skipped: 8



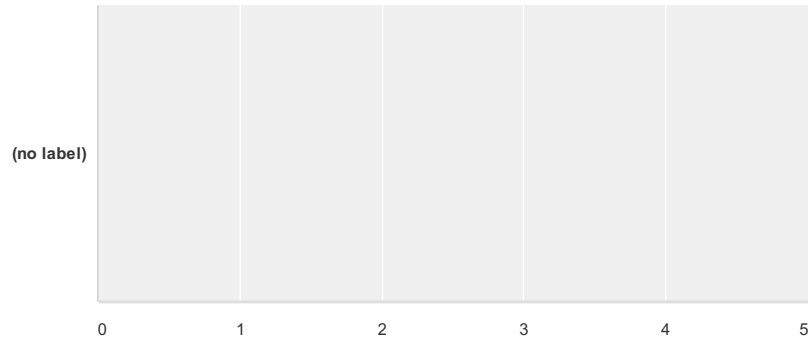
	0-3 years	4-6 years	7-10 years	11-15 years	16-25 years	More than 25 years	N/A	Total	Average Rating
(no label)	5.08%	10.17%	13.56%	8.47%	16.95%	23.73%	22.03%	59	4.20
	3	6	8	5	10	14	13		



# Pawnee City Community Survey

## Q18 Are you renting or do you own your home?

Answered: 66 Skipped: 1

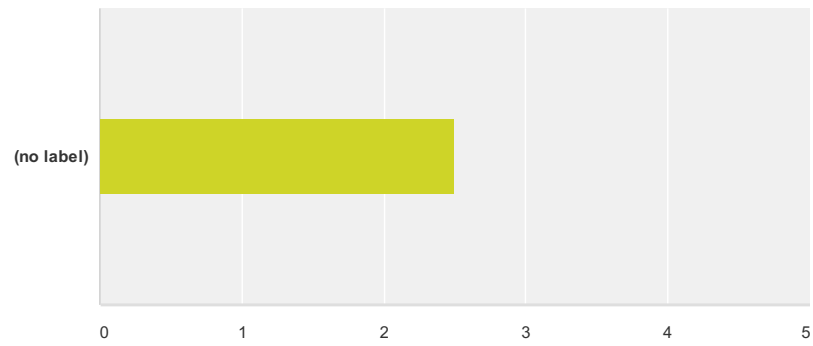


	Renting	Buying/Own	Other	N/A	Total	Average Rating
(no label)	6.06% 4	90.91% 60	0.00% 0	3.03% 2	66	0.00

# Pawnee City Community Survey

## Q19 How many people reside in your home?

Answered: 65 Skipped: 2

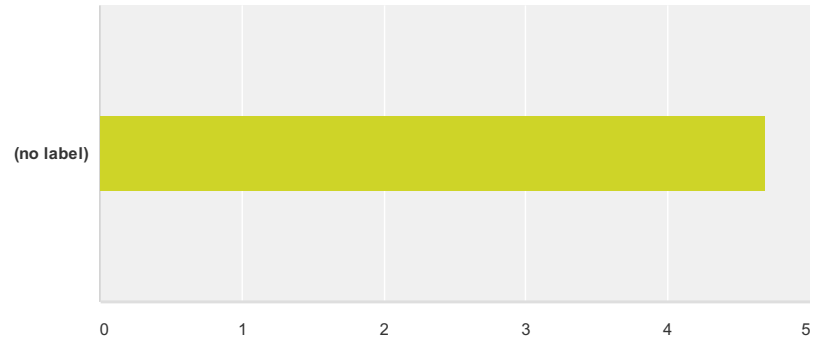


	One (1)	Two (2)	Three (3)	Four (4)	Five (5)	Six (6)	Seven (7)	Eight (8) or more	Total	Average Rating
(no label)	18.46% 12	47.69% 31	12.31% 8	13.85% 9	4.62% 3	1.54% 1	1.54% 1	0.00% 0	65	2.49

# Pawnee City Community Survey

## Q20 Which category best represents the age of the head of household?

Answered: 64 Skipped: 3

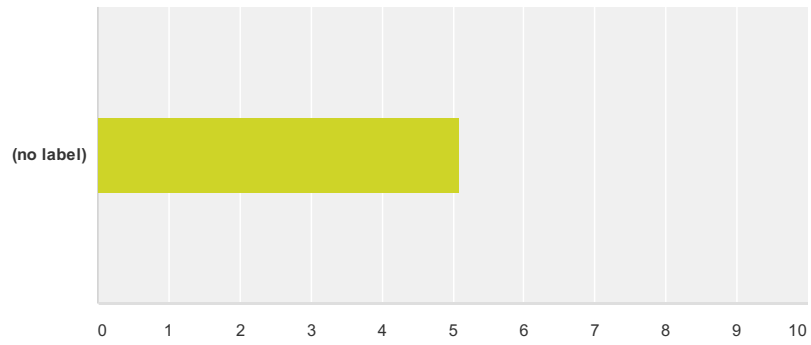


	18-24	25-34	35-44	45-54	55-64	65 or older	Total	Average Rating
(no label)	0.00% 0	9.38% 6	10.94% 7	14.06% 9	32.81% 21	32.81% 21	64	4.69

# Pawnee City Community Survey

## Q21 Which of the following categories best describes your gross total family income during the last year?

Answered: 59 Skipped: 8

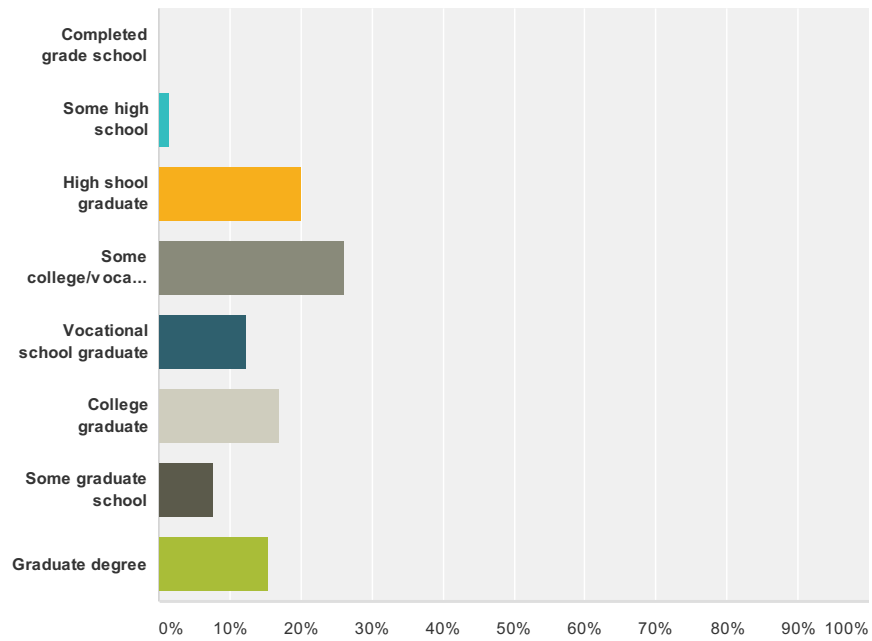


	Less than \$10,000	\$10,000 - \$14,999	\$15,000 - \$24,999	\$25,000 - \$34,999	\$35,000 - \$49,999	\$50,000 - \$74,999	\$75,000 - \$99,999	\$100,000 or more	Total	Average Rating
(no label)	6.78% 4	5.08% 3	3.39% 2	15.25% 9	20.34% 12	30.51% 18	11.86% 7	6.78% 4	59	5.10

# Pawnee City Community Survey

## Q22 What was the last year you attended or grade you completed in school?

Answered: 65 Skipped: 2



Answer Choices	Responses
Completed grade school	0.00% 0
Some high school	1.54% 1
High school graduate	20.00% 13
Some college/vocational training	26.15% 17
Vocational school graduate	12.31% 8
College graduate	16.92% 11
Some graduate school	7.69% 5
Graduate degree	15.38% 10
<b>Total</b>	<b>65</b>

## COMMENTS

**Please add any financing methods not listed in Question #5 that you would support.**

- city sales tax
- more tickets need to be given out for cars that do not stop at the corner 6 & F
- It will never happen, but raise the taxes or fine homeowners whose homes need repairs. Pawnee City needs to look appealing for new motivated residents and businesses!
- Raising Sales Tax
- We can not survive without the help of the state national governments.
- State Funds and Grants if available

**Please add any issues you feel the Mayor and City Council should address that are not listed in Question #12.**

- Support the local organizations and library, so many of us rely on them.
- drugs
- Zoning and unkept property
- Speed limit enforcement on highway coming & going out of Pawnee north 2. Stop sign should be posted on 6 & G very dangerous
- Enforcement of Drug Laws, Speeding in neighborhoods, Junky yards and blighted property.
- Lack of space in City Council meeting room. Move meetings to library meeting room so there's room for citizens to attend "open" meetings.
- Amish Horse Poop in residential areas
- Advertising Pawnee City to let folks know what a great place this is to live.
- They do a good job of addressing important issues.

**If you have any additional comments, please add them here.**

- Pawnee City has an excellent library. Librarians are very helpful. I use it almost every day. Computer and newspapers, books, mags,. DVDs, etc. Pawnee City should publicize all that is available in the library. It is kid friendly as well as old age friendly. Could be a reason for folks to move to Pawnee City.
- Zoning is a huge issue. We stop some things- new homes in certain areas or stop a nice shed in an area but then allow a huge farm building in city limits allowing large equipment up and down the streets! Commercial trucks in the area. Those are big issues and then the city council makes a big deal about the size of a fire pit..small issue. Unkept property ia an issue as well. Nothing is done about zoning or unkept property until a complaint is made. Also city does not always work well with groups. Are they offering their services to water new flower plants? They could help too.
- Thank you city staff and government.
- I love Pawnee City, a wonderful place to live.
- I appreciate the good job of our city government and staff.
- Stop using Julie. Except for audit don't pay her more than contract. Tammy know more about business than Julie. Use her.